

General UV Sensor Probe

GUVx¹⁾-T1XGC-LA2

(Supply Voltage: 5V, Voltage Output)



Option : x¹⁾ : Select Detection Range

Features

- Air Environment, Single Supply Voltage, Analog Voltage Output, Integral cable.

Applications

UV Lamp Monitoring

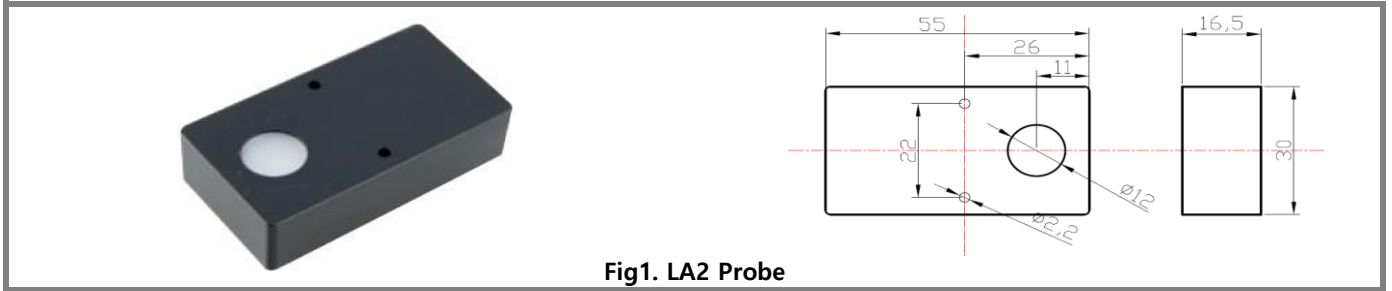


Fig1. LA2 Probe

Case Dimensions

Parameter	Size (mm)	Window (mm)	No. of fixed hole	hole to hole (mm)	Weight (g)
Dimensions	55 × 30 × 16	12	2	22	57

Absolute Maximum Ratings

Parameter	Symbol	Value			Unit	Remark
		Min.	Typ.	Max.		
Storage Temperature	T _{st}	-40		90	°C	
Operating Temperature	T _{op}	-30		85	°C	

Detection Range(Option)

Parameter	Product	Symbol	Value	Unit	Remark	
Detection Range	UV	λ	GUVV-T10GC-LA2	230 ~ 395	nm	10% of Max.
			GUVA-T11GC-LA2	220 ~ 370		
			GUVB-T11GC-LA2	220 ~ 320		
			GUVC-T10GC-LA2	220 ~ 280		
			GUVL-T10GC-LA2	220 ~ 320		
	Visible		GVBL-T12GC-LA2	220 ~ 445		
			GVGR-T10GC-LA2	300 ~ 510		

*Refer to page 2 for responsivity curve

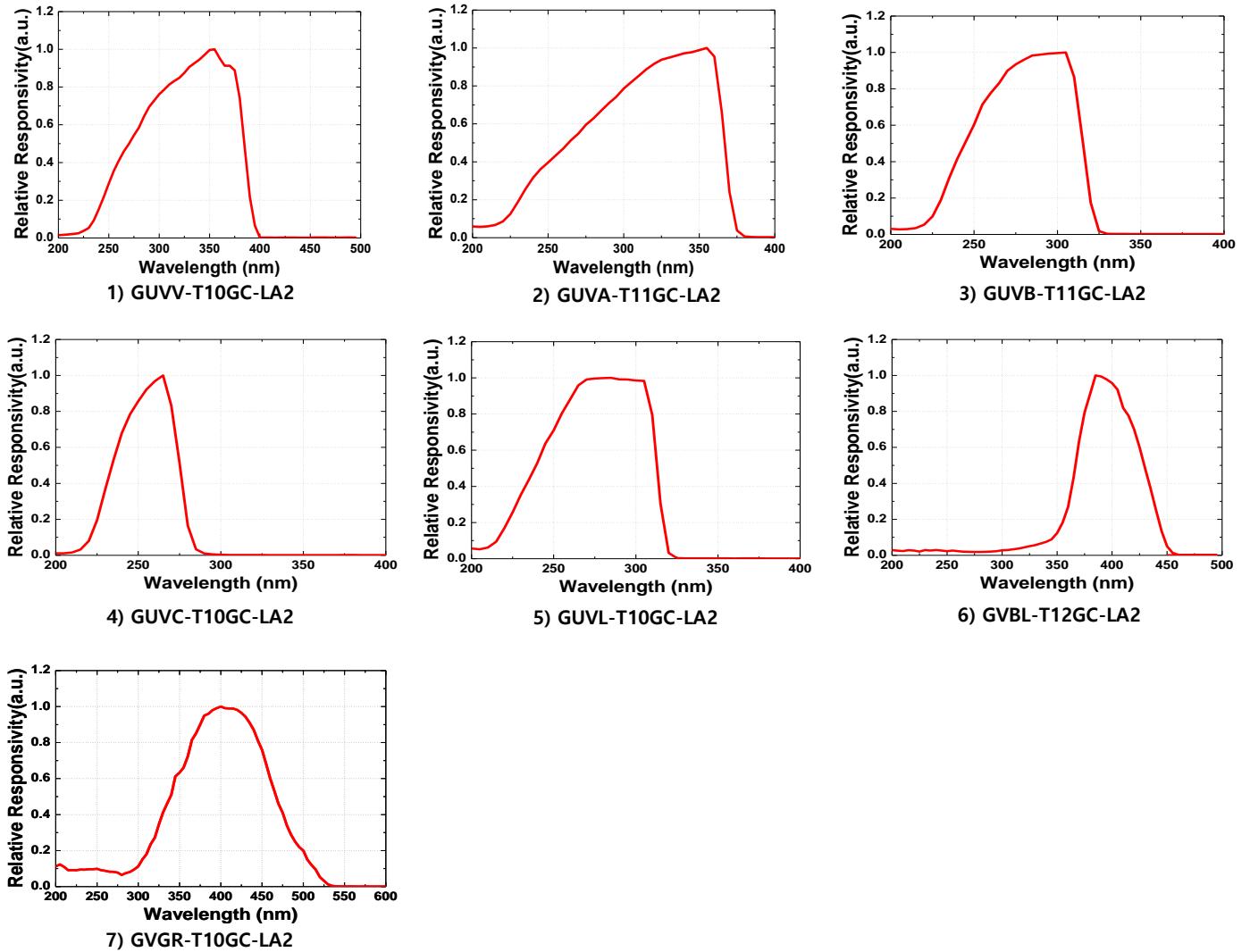
Electro-Optical Characteristics (at 25 °C)

Parameter	Symbol	Value			Unit	Remark
		Min.	Typ.	Max.		
Supply Voltage	V _{cc}		5		V	
Supply Current	I _Q		0.05		mA	
Output Voltage	V _{out}	0		5	V	
Detection Power Range	P	0		100	mW/cm ²	*Standard
Response Time	T		10		ms	

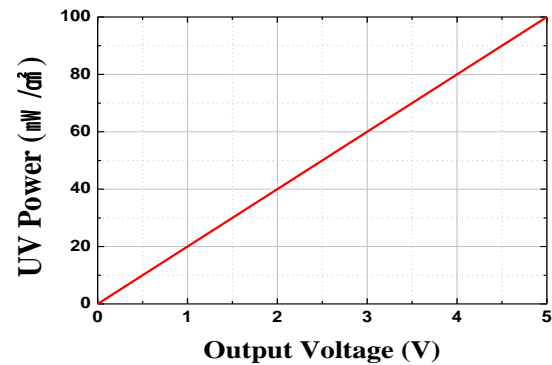
X¹⁾ : Detection Range(GUVx-UV, GVxx-Visible)

* Order production available (20, 50, 500mW/cm² etc), Please fill out the detection power range you want when ordering

Responsivity Curve



UV Power along Output Voltage



GUVx-T1XGC-LA2

$$\text{UV Power (mW/cm}^2\text{)} = \text{Vout (V)} \times 20$$

Wiring connections



Color	Terminal	Remark
Red	V _{cc}	DC 5V
Black	GND	
Green	V _{out}	0 ~ 5V
White	GND	

Black and White lines (GND) are connect to the internal Sensor probe.