

# UV-C Sensor Probe

## GUVC-T11GC-4LW11




### Features

- Single Supply Voltage, Analog Voltage Output
- Water Environment (10 bar)

### Applications

Sterilization Lamp Monitoring

Pure UV-C Monitoring



### Case dimensions

Thread/Length for Mounting	Body (mm)	Window (mm)	Head (mm)	Wrench Size (mm)	Length (mm)	Weight (kg)	Body (stainless steel)
PT 1¼ "/21 mm	Φ42	Φ24×24	Φ36×15	36	81	0.44	316-L ( 1.4404 )

### Absolute Maximum Ratings

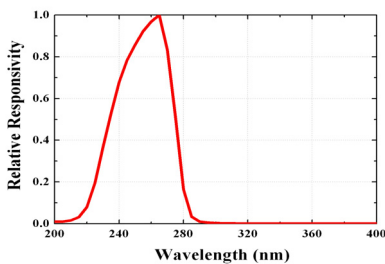
Parameter	Symbol	Value			Unit	Remark
		Min.	Typ.	Max.		
Storage Temperature	T <sub>st</sub>	-40		90	°C	
Operating Temperature	T <sub>op</sub>	-30		85	°C	

### Electro-Optical Characteristics (at 25 °C)

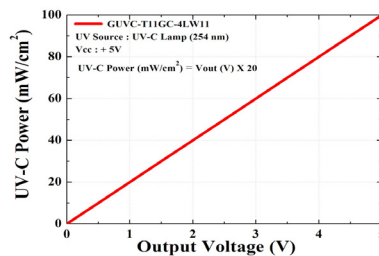
Parameter	Symbol	Value			Unit	Remark
		Min.	Typ.	Max.		
Supply Voltage	V <sub>cc</sub>	9		24	V	DC
Supply Current	I <sub>Q</sub>		3.3		mA	
Spectral Detection Range	λ	220		280	nm	10% of Max.
Output Voltage	V <sub>out</sub>	0		5	V	
Detection Power Range	P	0		100	mW/cm <sup>2</sup>	Total power of 4 sensor
Response Time	T		10		ms	

\* Maximum of detection power : 20 mW/cm<sup>2</sup> (Option), 100 mW/cm<sup>2</sup> (Standard)

### Relative Responsivity



### Output Voltage along UV power



$$\begin{aligned} \text{UVC Power (mW/cm}^2\text{)} \\ &= \\ &\text{Vout (V)} \times 20 \end{aligned}$$

\* Cover thread with teflon tape or ceramo paste before turning in. Please also use a sealing ring behind thread.